



SWIFT

2025 Sprite Exclusive



— — — —
Your Home Anywhere



Welcome to Swift

UK's No.1 brand for leisure vehicles

We are the UK's largest leisure vehicle manufacturer, producing touring caravans, motorhomes, campervans and holiday homes.

We've grown from simple foundations back in 1964, when our founder Ken Smith built his first touring caravan, to become the UK's number one leisure vehicle brand.

Our philosophy is to build leisure vehicles that are at the heart of your holiday, whether that be nestled in the countryside or by the sea, searching out active pursuits or simply enjoying a quieter pace of life. With a lifetime of memories waiting to be made, it's time to find your ultimate caravan.



Contents


The Swift Difference	4	Premium comfort	18
SMART Construction	6	Practical qualities	20
Introducing Sprite Exclusive	8	Exquisite extras	22
Quick view	10	Features	24
Designer looks	12	Technical specification	26
Relax and unwind	14	My Swift Life	30
Home from home cooking	16	Swift Owners Clubs	31

Introducing The Swift Difference

There's no better feeling than stepping into your caravan for a relaxing getaway. We've dedicated countless hours of research and development to ensure that every detail of your caravan is built to last and luxuriously comfortable, so you can get on with the important things in life – creating memories and enjoying unforgettable holidays.

Only when you choose Swift can you enjoy this exclusive package of benefits, as part of our Swift Difference.

Check out our guides,
articles and features!




SMART construction

The UK's leading modern construction system with 'PURE' timberless framing that's impervious to water.



Efficient living

Swift caravans are engineered with efficiency at their core - from low energy LED lighting to an aerodynamic exterior for better fuel consumption and safer towing.



Long term warranties

Extra reassurance with multiple warranties including an industry leading 10 year bodyshell warranty.*

*Terms and Conditions apply



Supreme comfort

Enjoy an exceptional night's sleep with a Duvalay mattress fitted to all fixed beds and exclusive to Swift.



Expert training

Launched in 2015, The Swift Academy provides our employees with the opportunity to develop their skills at every stage of their career, encouraging our employees to reach their full potential. We have invested in the Swift Academy because we believe in our people and want to demonstrate our commitment to their development.



All year freedom

Swift caravans are tested to the extreme in a cold chamber to ensure they can keep you warm and comfortable whatever the weather.



Extensive choice

With over 20 models across our two Exclusive caravan ranges, there is a huge choice to suit most budgets and tastes at weights suitable for a variety of tow cars - all supported by the UK's largest dealer network. Many ranges have a selection of value-added extras to help you customise your caravan.



My Swift Life

My Swift Life provides owners with a unique personal profile, where you can access information that's specific to your caravan or motorhome, including; outstanding warranty claims, service information and a direct line into our Swift Customer Experience Team.



Pioneers

Innovation is our passion. We continually push the boundaries and utilise state-of-the-art design and construction techniques to ensure our products look sensational, work intuitively and function efficiently.



SWIFT

SMART

Standing the test of time with **Smart Construction**

As the trailblazer in the leisure vehicle industry, we have consistently raised the bar with our unwavering commitment to research and innovation.

Providing you with peace of mind, SMART is an ingenious blend of materials and construction techniques that guarantee enhanced structural integrity, improved insulation and all-important weather resistance - ensuring your investment will stand the tests of touring and help retain your caravan's residual value.



Strong

The strong timberless body frame uses 'PURE', a tough, hard polyurethane based product, that is totally impervious to water and has been proven through use.



Modern

SMART uses modern materials produced using cutting-edge technology and has been developed to ensure the exterior profiles maintain the modern desirable looks our caravans are renowned for.



Aerodynamic

We continue to lead the way in aerodynamics using Computational Fluid Dynamics to help shape the bodyshell for better fuel consumption and safer towing.



Resilient

Our side GRP outer and inner skins are more impact resistant than aluminium and can be easily repaired, ensuring long lasting good looks, securing your investment for the future.



Tested

Extensive safety and durability testing at the Millbrook track, and cold chamber testing down to minus 15°C and beyond puts prototypes through conditions most products will never have to experience in a lifetime.

PURe Polyurethane framework

The strong timberless body frame uses 'PURe', a tough, hard polyurethane based product that is totally impervious to water, ensuring the longevity of your caravan.

Polystyrene core

For ensured accuracy, lightweight polystyrene is cut to shape using the latest water jet technology. With 22mm polystyrene used in the side walls, and 28mm used in the roof, all Swift caravans meet the Grade 3 thermal properties needed for year-round adventures.

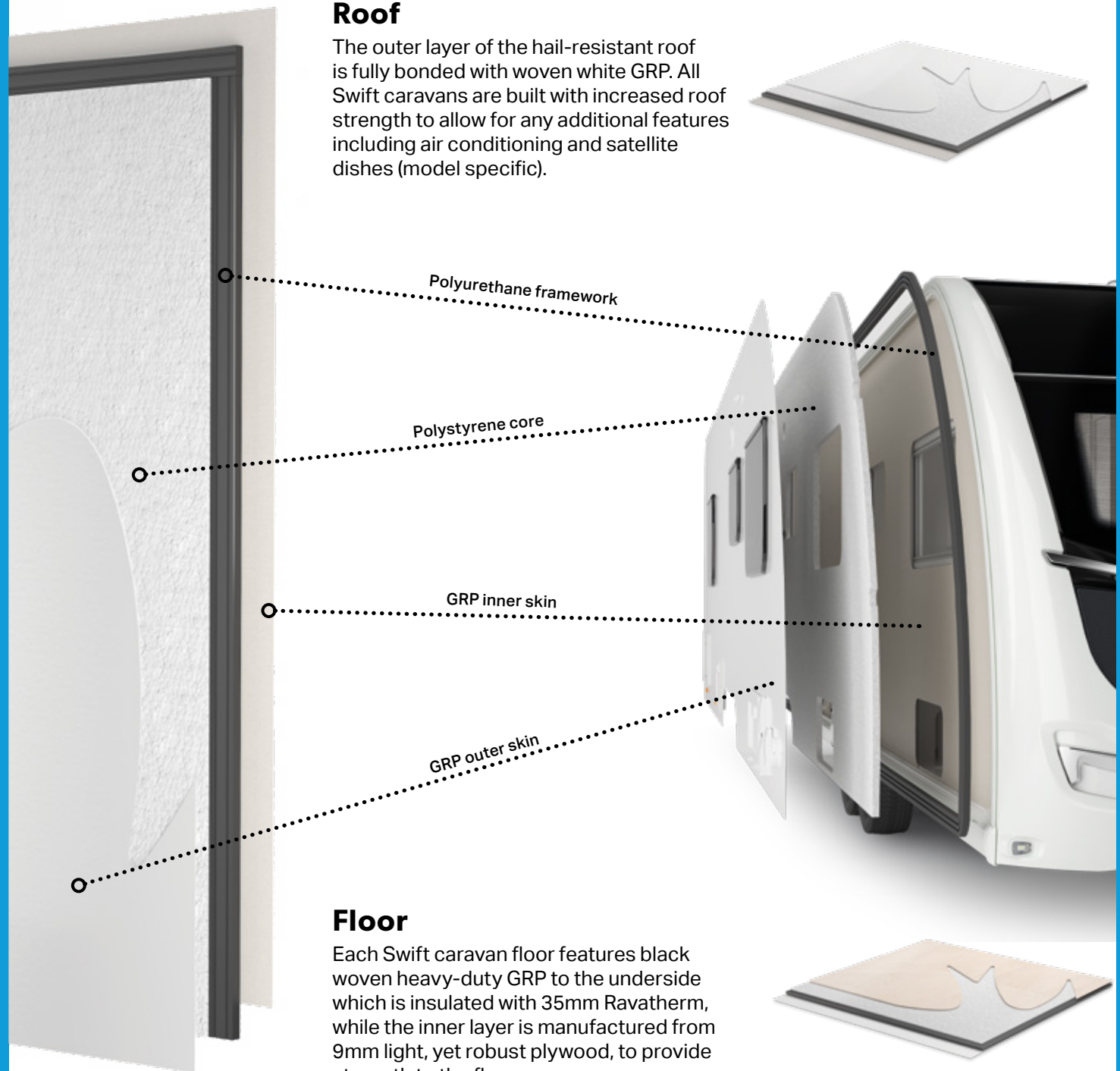

GRP

Manufactured at Swift, our GRP (glass reinforced plastic) front and rear panels are robust and resilient. The side panels feature outer and inner GRP skins of the same thickness to create a balanced panel which allows the caravan to expand and contract in different climatic conditions.

Unlike other manufacturers, our GRP inner skin does not use any jointing tape - all Swift caravans have a jointless sealing in the walls, and are embellished with wallpaper finishes.


Roof

The outer layer of the hail-resistant roof is fully bonded with woven white GRP. All Swift caravans are built with increased roof strength to allow for any additional features including air conditioning and satellite dishes (model specific).



Floor

Each Swift caravan floor features black woven heavy-duty GRP to the underside which is insulated with 35mm Ravatherm, while the inner layer is manufactured from 9mm light, yet robust plywood, to provide strength to the floor.



Introducing Sprite Exclusive

New for 2025, Sprite Exclusive builds on the legacy of the Swift Sprite range, featuring upgraded amenities designed to delight and offer even greater value for money.

Inside, the sophisticated Mykonos fabric scheme features champagne and deep blue hues across cushions and wall pads which elevate the interior, while modern conveniences such as a wireless charging pad indicate the upgraded features.

Outside, the striking grey exterior, half diamond-cut alloy wheels, and practical additions like a 120W solar panel make the Sprite Exclusive truly stand out.

With 12, two to six berth layouts to choose from, including a narrow width Compact layout and four layouts from the spacious 8ft-wide Grande range, there's a model to suit everyone.







Sprite Compact

Packed full with added extras as standard, the Sprite Compact Exclusive is perfect for those new to touring or those who prefer a smaller vehicle to tow and store. Its lightweight body and slender width make it an ideal choice for easy handling and convenience.



Sprite

With seven versatile layouts to choose from, accommodating two to six people, the Sprite Exclusive aims to please all preferences. Suited to families and couples alike, it provides the perfect base for making wonderful memories, and packed with a fantastic specification that will enhance every trip.



Sprite Grande

At 8ft wide, the Sprite Grande Exclusive is the widest in the range, making it the ideal caravan for families seeking even more comfortable space for socialising and dining. With the extra width comes ample onboard storage space, allowing you to pack more of what you love for your adventures.

Sprite Exclusive Quick View

<p>Compact</p>  <p>Berths 2</p> <p>Length 5.37m / 17' 7"</p> <p>Width (Narrow) 2.03m / 6' 8"</p>  <p>MTPLM Payload 1109kg / 114kg</p>	<p>Alpine 2</p>  <p>Berths 2</p> <p>Length 6.05m / 19'10"</p> <p>Width 2.25m / 7'5"</p>  <p>MTPLM Payload 1262kg* / 121kg</p>	<p>Alpine 4</p>  <p>Berths 4</p> <p>Length 6.53m / 21'5"</p> <p>Width 2.25m / 7'5"</p>  <p>MTPLM Payload 1335kg* / 146kg</p>	<p>Major 4 SB</p>  <p>Berths 4</p> <p>Length 7.54m / 24'9"</p> <p>Width 2.25m / 7'5"</p>  <p>MTPLM Payload 1491kg* / 156kg</p>	<p>Major 4 EB</p>  <p>Berths 4</p> <p>Length 7.63m / 25'0"</p> <p>Width 2.25m / 7'5"</p>  <p>MTPLM Payload 1530kg* / 157kg</p>	<p>Major 6 TD</p>  <p>Berths 6</p> <p>Length 7.63m / 25'0"</p> <p>Width 2.25m / 7'5"</p>  <p>MTPLM Payload 1622kg* / 177kg</p>
<p>Quattro FB</p>  <p>Berths 6</p> <p>Length 7.98m / 26'2"</p> <p>Width 2.25m / 7'5"</p>  <p>MTPLM Payload 1689kg* / 180kg</p>	<p>Quattro MB</p>  <p>Berths 6</p> <p>Length 7.98m / 26'2"</p> <p>Width 2.25m / 7'5"</p>  <p>MTPLM Payload 1687kg* / 180kg</p>	<p>Grande Major 4 SB</p>  <p>Berths 4</p> <p>Length 7.54m / 24'9"</p> <p>Width (8ft wide) 2.46m / 8'1"</p>  <p>MTPLM Payload 1600kg* / 156kg</p>	<p>Grande Quattro DB</p>  <p>Berths 6</p> <p>Length 7.98m / 26'2"</p> <p>Width (8ft wide) 2.46m / 8'1"</p>  <p>MTPLM Payload 1800kg* / 191kg</p>	<p>Grande Quattro FB</p>  <p>Berths 6</p> <p>Length 7.98m / 26'2"</p> <p>Width (8ft wide) 2.46m / 8'1"</p>  <p>MTPLM Payload 1783kg* / 180kg</p>	<p>Grande Quattro EB</p>  <p>Berths 4</p> <p>Length 7.98m / 26'2"</p> <p>Width (8ft wide) 2.46m / 8'1"</p>  <p>MTPLM Payload 1752kg* / 160kg</p>

*Estimated

Elevated design

Stylish exterior

Streamlined aerodynamic profile with GRP bodyshell complete with exclusive graphics and a stylish grey side wall décor.

Diamond alloy wheels

Half diamond cut Edge alloy wheels for a refined look.

External amenities

External BBQ point and a 230V mains socket provide added convenience.

AL-KO Trailer Control braking system

Providing extra stability while towing, the ATC system detects swaying motion on the axle and will activate the brakes if needed.





Relax and unwind

Relaxed living

Fitted with the Mykonos fabric scheme, it features a sophisticated champagne colour with deep blue accents, complemented by wall pads and pleated blinds.

More space

Sprite Grande Exclusive features a spacious front lounge with an extra seven inches between seats (compared to Sprite Exclusive).

TV point

TV point with 230V, 12V and aerial sockets (multiple points in selected models).

Scratch resistant floor

Grey French Oak effect, high impact, scratch resistant floor with removable and bleachable carpets.

Atmospheric LED lighting

Low energy LED lighting throughout for an atmospheric setting, including pelmet lighting and downlights in the lounge, under kitchen worktop lighting and over locker lighting.

Truma heating

Areas under beds, seats and in washrooms are warmed by Truma blown air system, achieving Grade 3 comfort, so you can travel whatever your season preference.





Efficient kitchen design

Fully equipped kitchen

Thetford thermostatic oven and grill with a three-burner gas hob and an electric hot plate. Plus, a flatbed microwave.

Fridge freezer

Tall Thetford 142 litre tall fridge with 15 litre freezer compartment*.

Extra touches

Concealed cutlery drawer and concealed wire basket inside a kitchen cupboard, ideal for storing fruit and vegetables. Plus, foldaway kitchen worktop extension*.

Lounge table

Freestanding table for use in the lounge with a dedicated storage space.

*Except Compact





Restful nights

Luxurious mattress

Exclusive Duvalay Duvalite Strato mattress, which includes a platinum support layer and reflex foam for superior durability, while memory fibre increases airflow for a more comfortable sleep (fixed double bed layouts).

Extra touches

Fixed double beds are fitted with a full height padded headboard and wooden bed base surround while an aluminium bed frame maximises strength and storage space beneath.

Easy access storage

Beech slat seat and bed bases with sprung hinged tops for extra comfort and easy storage access. Plus a bed make-up system with slats retained on track (Compact and Sprite models) or a large double bed is made on the easy Accuride bed make-up system (Grande models).

Wardrobes

Wardrobes with mirrored doors (mirrors model specific).

Extra light

A Heki rooflight above the fixed bed allows even more light and ventilation to flood the caravan (model specific).

Blinds and flyscreens

All windows are fitted with a four-sided pleated blind and flyscreen.





Practical Qualities

Washroom

Boutique style wash basin unit with cupboard, mirror and additional shelving.

Power shower

Ecocamel Jetstorm showerhead with on/off button for a powerful shower that uses less water.

Finishing touches

Chrome effect swivel spout vanity tap, marble effect shower wall board and additional coat hooks or towel ring.

External storage

Exterior access door to front nearside for practical storage (except Quattro MB).

Solar panel

Ensure your adventures are powered all year-round with our 120W solar panel, providing reliable, portable energy for all appliances and devices.

Alarm system

Passive infra-red alarm system with tilt sensor and key fob operation.

Enhanced exterior door

Exterior one-piece door with magnetic stay, interior moulded liner, concealed hinges, chrome handle, window with blind, bin, and a dustpan and brush.





Added extras

Control panel

Control and monitor the onboard systems with a 4" LCD colour touchscreen panel.

Stay connected

Wi-Fi plug in harness fitted in the kitchen cupboard for easy installation of onboard Wi-Fi.

Wireless charging

Recharge your phone on the wireless charging pad for a neater living space.

Panoramic sunroof

Panoramic front sunroof incorporating fully integrated curved blind system, recessed lighting and speakers for the onboard branded FM/DAB radio.*

Stylish curtains

Stylish curtains with twin curtain track to front windows for improved hanging and ease of use and complemented by soft furnished wall pads.

*Except Compact





Sprite Exclusive Features

Exterior & Construction

- European Whole Vehicle Type Approval ensures compliance with strict weight, dimension and safety regulations
- AL-KO Vario X chassis (single axles, except Compact)
- AL-KO galvanised steel chassis with Euro-axle (Compact and twin axles)
- Overall body width 2.03m/6'8" (Compact only)
- Overall body width 2.25m/7'5" (Sprite models)
- Overall body width 2.46m/8'1" (Grande models)
- EN1645 Grade 3 classification for heating and thermal insulation confirmed by cold chamber testing
- SMART construction with GRP body panels:
 - Strong, moisture proof 'PURE' polyurethane timber-less framed bodyshell with polystyrene insulation core and GRP outer skins (25mm in sidewalls, 32mm in roof)
 - Robust balanced panel side walls with GRP outer and inner skin
 - 44mm 'sandwich' floor construction with GRP outer skin, ply upper and high rigidity Ravatherm core
 - Hail resistant exterior GRP roof, fully bonded for extra strength and flatness
 - Sweeping front panel in GRP with triple flush fitting opening windows and exclusive LED front marker lights
- Full height GRP rear panel
- Streamlined aerodynamic profile
- Striking grey exterior with unique graphics
- Chrome exterior grab handles
- Exclusive LED rear light clusters, LED high level marker and brake light which provide better visibility in poor weather
- LED awning light
- 120W roof mounted solar panel
- External 230V mains socket
- External BBQ point and connector
- Surface mounted impact resistant skirt system
- 15" half diamond cut Edge alloy wheels
- Steel spare wheel
- High tyre rating - a load margin is included in the tyre specification
- Rain guards (twin axles)
- Heavy duty corner steadies (twin axles)
- 13-pin Jaeger 12V car connector
- AL-KO overrun device
- AL-KO carabineer breakaway cable
- Step-on hitch cover for easier cleaning of front windows
- Exterior access battery box with mains electric inlet (battery not included)
- Exterior access door to front nearside (except Quattro MB)
- Graphite wide access gas locker door with two compression locks (except Compact) (extra wide on Grande models)
- Gas locker door with two compression locks (Compact only)

- Bulkhead mounted regulator suitable for use with either propane or butane bottles
- Fully double-glazed opening windows
- Screen printed windows with graphite grey tint
- Semi-recessed body colour awning rail on both sides
- Fixing bars for optional Thule rear mounted cycle rack
- Exterior one-piece door with magnetic stay, interior moulded liner, concealed hinges, chrome handle, window with blind, bin, dustpan and brush
- Entrance step

Living, Relaxing & Sleeping

- Spacious front lounge with an extra seven inches between seats (Grande models)
- 1.95m (6'5") headroom
- Exclusive Mykonos soft furnishing scheme and wall pads
- Sangallo Elm woodgrain with Toro and Grau woodgrain accents with complementary furniture and white locker doors in kitchen
- Grey French Oak effect, high impact, scratch resistant floor vinyl
- Large retained entrance mat with embroidered logo
- Panoramic front sunroof incorporating fully integrated curved blind system, recessed lighting and speakers (except Compact)
- Speakers in locker bases (Compact only)
- Large mid-dinette with wrap-around seating with freestanding telescopic table (Grande FB and Grande DB)
- Curtains to front windows
- Twin curtain track for improved hanging and ease of use
- Sectioned removable bleachable carpets for flexibility (except washroom)
- Minimum of four scatter cushions
- Tri-foam cushioning to seat and backrests for seating and sleeping comfort
- Seat and backrest ventilation boards
- Beech slat seat and bed bases for extra comfort and sprung hinged tops for easy access (Compact and standard models)
- Bed make-up system with slats retained on track (Compact and standard models)
- Easy Accuride bed make up system on front and mid-dinette beds with beech slat seat and bed bases with fully opening hinged tops for extra comfort and easy access (Grande models)
- Exclusive Duvalay Duvalite Strato mattress, which includes a platinum support layer and reflex foam for superior durability while memory fibre increases airflow for a more comfortable sleep (fixed beds)
- Aluminium bed frames to maximise strength and storage space (fixed beds)
- Wooden bed surround (fixed beds)

- Midi-Heki rooflight with flyscreen and adjustable concertina blind in lounge
- Mini-Heki rooflight with flyscreen and adjustable concertina blind in kitchen (model specific)
- Mini-Heki rooflight with flyscreen and adjustable concertina blind in bedroom (model specific)
- Door flyscreen with easy concertina action
- Pleated blinds and flyscreens on all windows
- Curved swivel table and storage seat at rear (Grande Quattro DB)
- Lounge mirror (except Compact)

Cooking & Eating

- Thetford thermostatic oven and grill with three-burner gas hob and one electric hotplate, all with electronic ignition. Hob features a glass lid with auto gas shut-off functionality
- Flatbed microwave oven with digital controls
- Dometic (Series 10) 83 litre under counter fridge with electronic ignition incorporating 12 litre removable freezer compartment (Compact only)
- Thetford 142 litre tall fridge with 15 litre freezer compartment (Standard and Grande models)
- Stippled grey worktop and table top colour to complement the interior fabric scheme
- Foldaway kitchen worktop extension (model specific)
- Durable stainless steel kitchen sink

- Swan neck chrome effect swivel spout kitchen tap
- Removable extension drainer with dedicated storage
- Washing up bowl
- Wire basket in kitchen cupboard
- Cutlery drawer on smooth-action steel runners
- Chrome finish crockery rack
- Freestanding table

Washing

- Washroom design with vanity unit, sink and shower (Compact only)
- Boutique style wash basin unit with cupboard and mirror (except Compact)
- Dedicated shower with bi-fold door and travel lock (except Compact, Alpine 4 and Major 4 EB)
- One piece 'Vellamo' shower cubicle with curved sliding door (Major 4 EB)
- Shower curtain (Compact and Alpine 4)
- Ecocamel Jetstorm showerhead with on/off button for a powerful shower that uses less water
- Carlsbad and Crema Bianca marble effect shower wallboard
- Chrome effect swivel spout vanity tap
- Thetford toilet with electric flush and 18 litre wheeled waste tank
- Mini or Midi-Heki rooflight with flyscreen and adjustable concertina blind (model specific)
- Micro-Heki rooflight in washroom (Compact only)

- Additional coat hooks or towel ring (model specific)
- 31mm thick washroom door with domestic style lock and handle(s)

Storage

- Useful front chest featuring a soft close drawer and convenient slide-out extending top (except Alpine 4 and Quattro MB)
- Additional storage space including a second wardrobe (Quattro SB, Quattro EB and Quattro Grande SB) and third wardrobe (Quattro Grande EB)
- Positive overhead locker catches for secure storage on the move with chrome handles
- Upper front corner opening lockers for extra storage
- Shelves in selected lockers for extra storage
- Seat bases featuring spaceframe construction with full front access and space for larger items
- Mirrored wardrobes in bedroom (Major 4 EB & Major 4 EB Grande)

Heating & Utilities

- Control system with 4" LCD colour touchscreen panel featuring;
 - Simple controls for monitoring and managing;
 - Power
 - Battery selection, battery level meter and power usage
 - Selected lighting control with soft-start dimming
 - Water, tank levels and control related features such as pump control (twin axles)

- Environment monitoring with internal and external temperature and internal humidity levels
- 4G Wi-Fi-ready by supply of 12V power supply in kitchen locker
- Dual fuel heating with Truma Combi Boiler
- Digital programmable controller for heating and hot water
- Areas under beds and seats, and washroom areas warmed by Truma blown air system
- High flow rate onboard pump with chrome effect taps for reliable, high performance water supply
- Onboard semi-rigid fresh water pipes
- Large bore underslung rigid waste pipes
- Isolation taps for gas appliances
- Fully protected mains electric system
- 25 metre mains hook-up cable
- 25 amp switchmode charger/transformer
- LED lighting throughout interior including;
 - Downlights in lounge
 - Pelmet lighting in lounge
 - Over locker lighting
 - Under kitchen worktop lighting
- Wireless phone charging pad
- Two 230V sockets and one twin USB point for easy charging of portable devices (Compact only)

- A minimum of four 230V sockets and twin USB points for easy charging of portable devices (Standard and Grande models)
- Additional USB twin points under front locker (model specific)
- Chrome effect sockets and switches
- Branded FM/DAB radio with USB, Bluetooth connectivity and auxiliary input
- Status 570 directional digital / analogue TV/FM aerial and booster
- TV point with 230V, 12V and aerial sockets (two on twin axles)

Safety & Security

- Convenient one-key high security locks
- Passive infra-red alarm system with tilt sensor and key fob operation
- Dead lock facility on entrance door for added security
- VIN CHIP™ identification system concealed within construction to deter theft and aid quick recovery
- CRiS identity number labels to windows and caravan chassis
- AL-KO AKS 3004 stabiliser
- AL-KO Trailer Control (ATC)
- Receiver for optional AL-KO Secure wheel lock (two on Quattro models)
- Smoke alarm
- Carbon monoxide alarm

Customer Service

















- 10 year manufacturer-backed bodyshell warranty

Options

Dealer fit

- AL-KO Secure wheel lock(s)
- Wrap around front seating in addition to drawer chest
- Weight plate upgrade (model dependent)
- Cycle rack (Thule Elite G2 two cycle)
- Roof mounted air conditioning (model dependent)

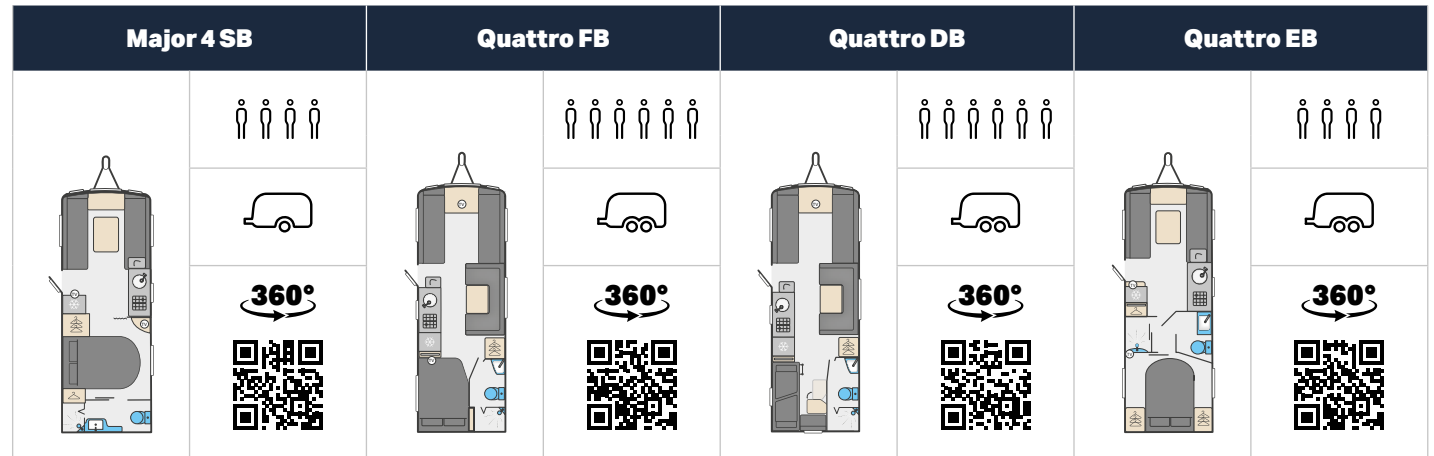
Sprite Exclusive Technical Specification

	Compact		Alpine 2		Alpine 4		Major 4 SB	
								
								
								
								
Berths	2		2		4		4	
Number of axles	1		1		1		1	
Internal length (at bed box height)	3.66m / 12' 0"		4.34m / 14'3"		4.83m / 15'10"		5.83m / 19'2"	
Overall width#	2.03m / 6' 8"		2.25m / 7'5"		2.25m / 7'5"		2.25m / 7'5"	
Overall height (inc. TV Aerial)#	2.59m / 8'6"		2.59m / 8'6"		2.59m / 8'6"		2.59m / 8'6"	
Maximum internal headroom	1.95m / 6'5"		1.95m / 6'5"		1.95m / 6'5"		1.95m / 6'5"	
Overall length#	5.37m / 17' 7"		6.05m / 19'10"		6.53m / 21'5"		7.54m / 24'9"	
Awning A/A dimension	7.95m / 26' 1"		8.59m / 28'2"		10.02m / 32'10"		10.08m / 33'1"	
Mass in Running Order (inc. tolerance)	995kg / 19.6cwt		1141kg / 22.5cwt Est		1189kg / 23.4cwt Est		1335kg / 26.3cwt Est	
Maximum Technical Permissible Laden Mass	1109kg / 21.8cwt		1262kg / 24.8cwt Est		1335kg / 26.3cwt Est		1491kg / 29.3cwt Est	
Total user payload	114kg / 2.2cwt		121kg / 2.4cwt		146kg / 2.9cwt		156kg / 3.1cwt	
Personal effects payload	114kg / 2.2cwt		121kg / 2.4cwt		146kg / 2.9cwt		156kg / 3.1cwt	
Factory fit options	0kg / 0.0cwt		0kg / 0.0cwt		0kg / 0.0cwt		0kg / 0.0cwt	
Tyre size	195/70 R15C 104 R		195/70 R15C 104 R		195/70 R15C 104 R		195/70 R15C 104 R	
Thermal insulation grade	THREE		THREE		THREE		THREE	
BED SIZES								
Front double	175cm x 180cm / 5'9" x 5'11"		196cm x 180cm / 6'5" x 5'11"		196cm x 128cm / 6'5" x 4'2"		196cm x 159cm / 6'5" x 5'3"	
or front nearside single	180cm x 60cm / 5'11" x 2'0"		190cm x 67cm / 6'3" x 2'2"				159cm x 67cm / 5'3" x 2'2"	
and front offside single	180cm x 60cm / 5'11" x 2'0"		180cm x 67cm / 5'11" x 2'2"				159cm x 67cm / 5'3" x 2'2"	
Side single (offside)								
Side single (nearside)								
Side bunk (offside)								
Side bunk (nearside)								
Side fixed lower bunk								
Side fixed upper bunk								
Rear double					194cm x 132cm / 6'4" x 4'4"		185cm x 133cm / 6'1" x 4'4"	

Major 4 EB		Major 6 TD		Quattro MB		Quattro FB	
	   		   		   		   
4	6	6	6	1	2	6	2
1	1	2	2				
5.93m / 19'5"	5.93m / 19'5"	6.27m / 20'7"	6.27m / 20'7"				
2.25m / 7'5"	2.25m / 7'5"	2.25m / 7'5"	2.25m / 7'5"				
2.59m / 8'6"	2.59m / 8'6"	2.59m / 8'6"	2.59m / 8'6"				
1.95m / 6'5"	1.95m / 6'5"	1.95m / 6'5"	1.95m / 6'5"				
7.63m / 25'0"	7.63m / 25'0"	7.98m / 26'2"	7.98m / 26'2"				
10.25m / 33'8"	10.25m / 33'8"	10.52m / 34'6"	10.52m / 34'6"				
1373kg / 27.0cwt Est	1445kg / 28.4cwt Est	1507kg / 29.7cwt Est	1509kg / 29.7cwt Est				
1530kg / 30.1cwt Est	1622kg / 31.9cwt Est	1687kg / 33.2cwt Est	1689kg / 33.2cwt Est				
157kg / 3.1cwt	177kg / 3.5cwt	180kg / 3.5cwt	180kg / 3.5cwt				
157kg / 3.1cwt	177kg / 3.5cwt	180kg / 3.5cwt	180kg / 3.5cwt				
0kg / 0.0cwt	0kg / 0.0cwt	0kg / 0.0cwt	0kg / 0.0cwt				
195/70 R15C 104 R	195/70 R15C 104 R	185/60 R15 88 H	185/60 R15 88 H				
THREE	THREE	THREE	THREE				
196cmx159cm / 6'5" x 5'3"	196cm x 180cm / 6'5" x 5'11"	203cm x 127cm / 6'8" x 4'2"	196cmx180cm / 6'5" x 5'11"				
159cm x 67cm / 5'3" x 2'2"	180cm x 67cm / 5'11" x 2'2"		180cm x 67cm / 5'11" x 2'2"				
159cm x 67cm / 5'3" x 2'2"	190cm x 67cm / 6'3" x 2'2"		190cm x 67cm / 6'3" x 2'2"				
		180cm x 62cm / 5'11" x 2'0"	180cm x 62cm / 5'11" x 2'0"				
	180cm x 67cm / 5'11" x 2'2"						
		176cm x 59cm / 5'9" x 1'11"	176cm x 59cm / 5'9" x 1'11"				
	176cm x 59cm / 5'9" x 1'11"						
	183cm x 57cm / 6'0" x 1'10"						
	183cm x 57cm / 6'0" x 1'10"						
188cm x 133cm / 6'2" x 4'4"		200cm x 136cm / 6'4" x 4'6"	194cm x 132cm / 6'4" x 4'4"				

Continued...

Sprite Grande Exclusive Technical Specification



	Major 4 SB	Quattro FB	Quattro DB	Quattro EB
Berths	4	6	6	4
Number of axles	1	2	2	2
Internal length (at bed box height)	5.83m / 19' 2"	6.27m / 20'7"	6.27m / 20'7"	6.27m / 20'7"
Overall width#	2.46m / 8'1"	2.46m / 8'1"	2.46m / 8'1"	2.46m / 8'1"
Overall height (inc. TV Aerial)#	2.61m / 8'7"	2.59m / 8'6"	2.59m / 8'6"	2.59m / 8'6"
Maximum internal headroom	1.95m / 6'5"	1.95m / 6'5"	1.95m / 6'5"	1.95m / 6'5"
Overall length#	7.54m / 24' 9"	7.98m / 26'2"	7.98m / 26'2"	7.98m / 26'2"
Awning A/A dimension	10.20m / 33'6"	10.56m / 34'8"	10.56m / 34'8"	10.56m / 34'8"
Mass in Running Order (inc. tolerance)	1444kg / 28.4cwt Est	1603kg / 31.6cwt Est	1609kg / 31.7cwt Est	1592kg / 31.3cwt Est
Maximum Technical Permissible Laden Mass	1600kg / 31.5cwt Est	1783kg / 35.1cwt Est	1800kg / 35.4cwt Est	1752kg / 34.5cwt Est
Total user payload	156kg / 3.1cwt	180kg / 3.5cwt	191kg / 3.8cwt	160kg / 3.1cwt
Personal effects payload	156kg / 3.1cwt	180kg / 3.5cwt	180kg / 3.5cwt	160kg / 3.1cwt
Factory fit options	0kg / 0.0cwt	0kg / 0cwt	0kg / 0cwt	0kg / 0cwt
Tyre size	195 / 70 R15C 104 R	185 / 60 R15 88 H	185 / 60 R15 88 H	185 / 60 R15 88 H
Thermal insulation grade	THREE	THREE	THREE	THREE
BED SIZES				
Front double	218cm x 163cm / 7'2" x 5'4"	218cm x 180cm / 7'2" x 5'11"	218cm x 180cm / 7'2" x 5'11"	218cm x 163cm / 7'2" x 5'4"
or front nearside single	162cm x 70cm / 5'4" x 2'4"	179cm x 70cm / 5'10" x 2'4"	179cm x 70cm / 5'10" x 2'4"	162cm x 70cm / 5'4" x 2'4"
and front offside single	163cm x 70cm / 5'4" x 2'4"	180cm x 70cm / 5'10" x 2'4"	180cm x 70cm / 5'10" x 2'4"	180cm x 70cm / 5'10" x 2'4"
Side double (offside)		190cm x 134cm / 6'3" x 4'5"	190cm x 134cm / 6'3" x 4'5"	
Side fixed lower bunk			182cm x 72cm / 6'0" x 2'4"	
Side fixed upper bunk			182cm x 72cm / 6'0" x 2'4"	
Rear double	185cm x 133cm / 6'1" x 4'4"	195cm x 136cm / 6'5" x 4'6"		192cm x 143cm / 6'3" x 4'8"

Masses: The masses are calculated in accordance with EU regulation 1230 / 2012 and NCC code of practice 304.

The Mass in Running Order (MRO) comprises:

1. The mass of the empty caravan as supplied by Swift including loose items such as the hook-up cable, kit bag, entrance step, manuals etc.
2. 10kg allowance for LPG

The MRO is calculated with the fresh water tank, toilet flush tank and water heater empty. If you travel with water in the fresh water tank, toilet flush tank and the water heater the payload will reduce accordingly.

The personal effects is based on the number of berths and the length of the caravan, and includes an allowance of 20kg for a leisure battery.

The Maximum Technical Laden Mass (MTPLM) is the maximum mass allowed when the caravan is fully laden.

Warning: Under no circumstances should the MTPLM be exceeded.

Bedsizes: Please note that the front double bed sizes quoted are for seating configurations without chest of drawers. The front double bed width for a layout with a chest of drawers fitted will be reduced by 0.4m (1'4") from that stated.

Awning sizes: Due to the varying awning designs and sizes the awning sizes given are approximate only. Specific awning sizes must be confirmed by your dealer or the awning manufacturer prior to purchase.

The dimensions given are approximate due to slight variations in suspension ride heights, loading conditions and tyre pressures.

Est = Estimated weight or bed size.

Customers should verify the actual dimensions of their touring caravan before committing to anything that could be impacted by these dimensions.

Please note: Any dealer fit options will reduce the overall payload available to the user of the caravan. If you require additional payload it is possible to upgrade the MTPLM to the upper limit. Please contact your caravan dealer for more information.

LED road lights: Certain vehicles may require a secondary fuse box when towing models fitted with LED road lighting.





SWIFT

My Swift Life

Get personal with **My Swift Life**

Replacing Connect Direct (our previous customer portal), My Swift Life is now available to all Swift caravan and motorhome owners*

My Swift Life provides owners with a unique personal profile, where you can access information that's specific to your caravan or motorhome, including; outstanding warranty claims, service information and a direct line into our Swift Customer Experience Team.

Log in to My Swift Life and report faults directly to Swift, enabling us to work together and allowing us to respond more quickly to your needs. Our new platform hosts a variety of information,

including product notifications, customer bulletins, product recalls and upgrades, as well as important notifications about our products and services.

Using My Swift Life, you can also view chargeable orders that have been placed on your behalf, by your Swift dealer or servicing provider, along with any outstanding warranty claims from the date of ownership.

What's more, you'll have access to useful tips and our comprehensive "How To" video library, designed to help you familiarise yourself with your Swift caravan or motorhome.

* Available to UK registered customers only.

Join My Swift Life for all this and more

- Access to useful "How To" video guides
- Access to personalised information 24/7
- Ability to report faults directly to our Customer Experience Team
- Authorised claims passed directly to dealer to speed up the warranty process
- Product upgrades notifications
- Live messaging direct into Swift's Customer Experience Team
- Upload service history records
- Useful bulletins and alerts



Find out more

Scan this QR code to see what My Swift Life has to offer


Join the Club!

Swift Owners Clubs

Swift Owners Club

The Swift Owners Club is the natural home for owners of Swift Group caravans and motorhomes. Our members come from all walks of life and include families, couples, single and retired people. Everyone, including pets, are welcome!

Joining our Club offers a host of social benefits and is probably one of the best investments you could make. If your caravan or motorhome is a brand owned by the Swift Group, or is an Airstream caravan (Model years 2017, 2018 or 2019), what are you waiting for?



Join up!


Scan this QR code to find out more about joining the Swift Owners Club

Sprite Sterling Swift Owners Club

We are a small, non-profit-making organisation run by unpaid, subscription-paying members. Our activities centre around social rallies for owners of Sterling, Sprite and Swift caravans, dealer specials based on these and older caravans made by Eccles, Sprite Leisure Group or CI.

We organise temporary weekend 'pop up' sites (rallies) across the country. Many are on fields reserved for rallies.

Members get an exclusive invitation to visit the Swift Group factory every few years.



Join up!

Scan this QR code to find out more about joining the Sprite Sterling Swift Owners Club



Join the Swift community



Find out more at [swiftgroup.co.uk](https://www.swiftgroup.co.uk)

This brochure does not constitute an offer by Swift Group Limited (Swift). Swift reserves the right to alter specifications and prices at any time as materials and conditions demand. Distributors and dealers sell Swift products on their own account and not as agents of Swift. Accordingly, they have no authority to bind Swift or to make any representation or undertaking whatsoever on behalf of Swift. Please note, within this brochure, concept imagery may be used and therefore final specifications may be subject to change. Please confirm with your supplying dealer. All props are for photographic purposes only and are not included in the specification. Models shown may be fitted with optional extras. Issued September 2024.

