



SWIFT

2025 Caravans



Your Home Anywhere



Welcome to Swift

UK's No.1 brand for leisure vehicles

We are the UK's largest leisure vehicle manufacturer, producing touring caravans, motorhomes, campervans and holiday homes.

We've grown from simple foundations back in 1964, when our founder Ken Smith built his first touring caravan, to become the UK's number one leisure vehicle brand.

Our philosophy is to build leisure vehicles that are at the heart of your holiday, whether that be nestled in the countryside or by the sea, searching out active pursuits or simply enjoying a quieter pace of life. With a lifetime of memories waiting to be made, it's time to find your ultimate caravan.



Contents


The Swift Difference	4	Fabrics at a glance	32
SMART Construction	6	Layouts at a glance	34
Sprite Compact	8	Specification at a glance	36
Sprite	12	Bed sizes at a glance	38
Sprite Grande	16	Swift Command	40
Challenger	20	My Swift Life	42
Challenger Grande	24	Swift Owners Clubs	43
Elegance Grande	28		

Introducing The Swift Difference

There's no better feeling than stepping into your caravan for a relaxing getaway. We've dedicated countless hours of research and development to ensure that every detail of your caravan is built to last and luxuriously comfortable, so you can get on with the important things in life – creating memories and enjoying unforgettable holidays.

Only when you choose Swift can you enjoy this exclusive package of benefits, as part of our Swift Difference.

Check out our guides,
articles and features!



SMART construction

The UK's leading modern construction system with 'PURE' timberless framing that's impervious to water.



Efficient living

Swift caravans are engineered with efficiency at its core - from low energy LED lighting to an aerodynamic exterior for better fuel consumption and safer towing.



Long term warranties

Extra reassurance with multiple warranties including an industry leading 10 year bodyshell warranty.*

*Terms and Conditions apply



Supreme comfort

Enjoy an exceptional night's sleep with a Duvalay mattress fitted to all fixed beds and exclusive to Swift.



Expert training

Launched in 2015, The Swift Academy provides our employees with the opportunity to develop their skills at every stage of their career, encouraging our employees to reach their full potential. We have invested in the Swift Academy because we believe in our people and want to demonstrate our commitment to their development.



All year freedom

Swift caravans are tested to the extreme in a cold chamber to ensure they achieve the Grade 3 thermal insulation rating. The internal temperature can be maintained at 20°C while the external temperature is as low as -15°C, so you can stay warm and comfortable whatever the weather.



Extensive choice

With over 25 models across our three caravan core ranges, there is a huge choice to suit most budgets and tastes at weights suitable for a variety of tow cars - all supported by the UK's largest dealer network. Many ranges have a selection of value-added extras to help you customise your caravan.



My Swift Life


My Swift Life provides owners with a unique personal profile, where you can access information that's specific to your caravan, including; outstanding warranty claims, service information and a direct line into our Swift Customer Experience Team.



Pioneers

Innovation is our passion. We continually push the boundaries and utilise state-of-the-art design and construction techniques to ensure our products look sensational, work intuitively and function efficiently. Swift Command*, a product of innovative thinking, monitors and controls onboard systems via a user-friendly panel and smartphone app.

*Range specific



SWIFT
SMART

Standing the test of time with Smart Construction

As the trailblazer in the leisure vehicle industry, we have consistently raised the bar with our unwavering commitment to research and innovation.

Providing you with peace of mind, SMART is an ingenious blend of materials and construction techniques that guarantee enhanced structural integrity, improved insulation and all-important weather resistance - ensuring your investment will stand the tests of touring and help retain your caravan's residual value.



Strong

The strong timberless body frame uses 'PURE', a tough, hard polyurethane based product, that is totally impervious to water and has been proven through use.



Modern

SMART uses modern materials produced using cutting-edge technology and has been developed to ensure the exterior profiles maintain the modern desirable looks our caravans are renowned for.



Aerodynamic

We continue to lead the way in aerodynamics using Computational Fluid Dynamics to help shape the bodyshell for better fuel consumption and safer towing.



Resilient

Our side GRP outer and inner skins are more impact resistant than aluminium and can be easily repaired, ensuring long lasting good looks, securing your investment for the future.



Tested

Extensive safety and durability testing at the Millbrook track, and cold chamber testing down to minus 15°C and beyond puts prototypes through conditions most products will never have to experience in a lifetime.

PURe Polyurethane framework

The strong timberless body frame uses 'PURe', a tough, hard polyurethane based product that is totally impervious to water, ensuring the longevity of your caravan.

Polystyrene core

For ensured accuracy, lightweight polystyrene is cut to shape using the latest water jet technology. With 22mm polystyrene used in the side walls, and 28mm used in the roof, all Swift caravans meet the Grade 3 thermal properties needed for year-round adventures.

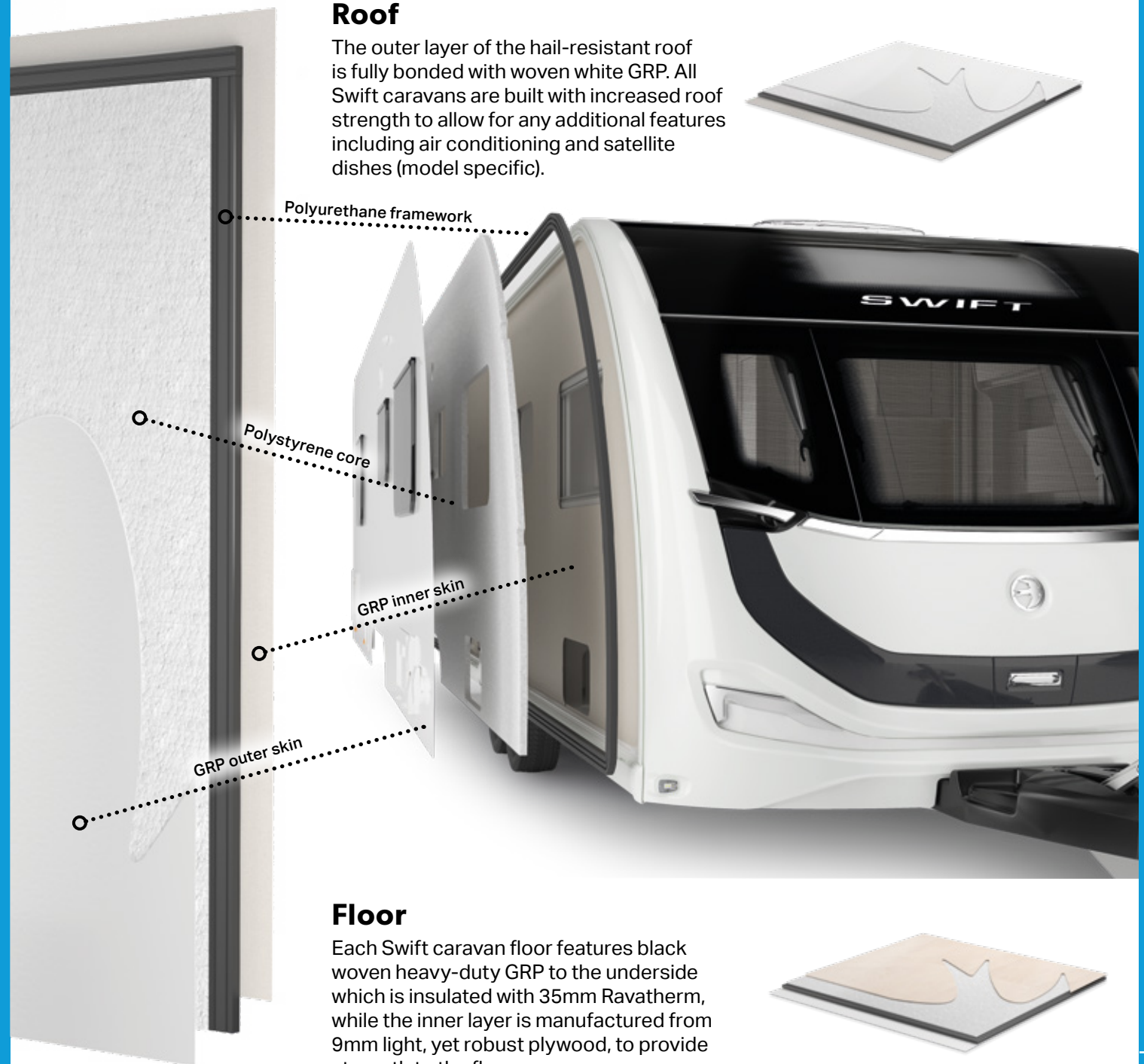

GRP

Manufactured at Swift, our GRP (glass reinforced plastic) front and rear panels are robust and resilient. The side panels feature outer and inner GRP skins of the same thickness to create a balanced panel which allows the caravan to expand and contract in different climatic conditions.

Unlike other manufacturers, our GRP inner skin does not use any jointing tape - all Swift caravans have a jointless sealing in the walls, and are embellished with wallpaper finishes.


Roof

The outer layer of the hail-resistant roof is fully bonded with woven white GRP. All Swift caravans are built with increased roof strength to allow for any additional features including air conditioning and satellite dishes (model specific).



Floor

Each Swift caravan floor features black woven heavy-duty GRP to the underside which is insulated with 35mm Ravatherm, while the inner layer is manufactured from 9mm light, yet robust plywood, to provide strength to the floor.






Introducing Sprite Compact

Proving that the best things come in small packages, the Sprite Compact boasts a slender width of two metres and an MTPLM of just 1094kg. With a refreshed design and new features this year, this two-berth model is ideal for those new to touring or seeking a lighter vehicle.



1 layout


-  1 single axle layout
-  2 berths
-  MTPLM of 1094kg








Sprite Compact


Quick View

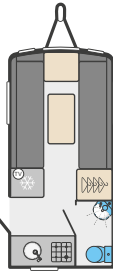
Compact 

 **360°**

 **Berths**
2

 **Length**
5.37m / 17' 7"

 **Width (Narrow)**
2.03m / 6' 8"

 **MTPLM | Payload**
1094kg | 114kg



Sprite Compact Highlights

- 01.** Narrow body width of 2.03m, making it easier to tow, manoeuvre and store, while maintaining 1.95m (6'5") internal headroom. Plus, sweeping front robust GRP panel incorporating gas locker door and hail resistant GRP roof
- 02.** **NEW** striking exterior graphics scheme with **NEW** larger 15" Edge alloy wheels
- 03.** External robust rear GRP panel with exclusive LED rear light clusters, LED high level marker and brake light which provide better visibility in poor weather
- 04.** **NEW** Aquaclean Oceania soft furnishing scheme with Sangallo Elm woodgrain with **NEW** Toro and Grau woodgrain accents
- 05.** Useful front chest featuring a soft close drawer and convenient slide-out extending top
- 06.** Beech slat seat and bed bases with sprung hinged tops for extra comfort and easy storage access, plus a bed make-up system with slats retained on track
- 07.** Thetford thermostatic oven and grill with three-burner gas hob and **NEW** electric hotplate, all with electronic ignition. Hob features a glass lid with auto gas shut-off functionality
- 08.** Flatbed microwave oven with digital controls
- 09.** Dometic (Series 10) 83 litre under counter fridge with electronic ignition incorporating 12 litre removable freezer compartment
- 10.** **NEW** swan neck tap with durable stainless steel kitchen sink and removable extension drainer with dedicated storage
- 11.** Washroom with vanity unit, sink, shower and toilet. The shower is fitted with an Ecocamel Jetstorm showerhead for a powerful shower that uses less water
- 12.** Powerful Truma Combi heating system for fast and efficient heating to achieve a Grade 3 thermal insulation rating
- 13.** User-friendly 12V control panel with battery selection, battery state, lighting control and water pump circuit control
- 14.** Branded FM/DAB radio with USB, Bluetooth connectivity and auxiliary input
- 15.** Internal LED lighting throughout with enhanced over locker lighting and downlights in lounge



Find out more

For the full features, visit the Sprite Compact page on our website by scanning the QR code or by visiting swiftgroup.co.uk/sprite-compact







Introducing Sprite

With a major refresh in design and new features this year, Sprite has levelled up its offering with an exceptional standard of specification. Prioritising value for money and offering an array of layouts to choose from, Sprite continues to be a family-favourite.



7 layouts

-  5 single axle layouts
-  2 twin axle layouts
-  2 - 6 berths
-  MTPLM up to 1667kg*




Sprite


Quick View

*Estimated


Alpine 2




Berths
2



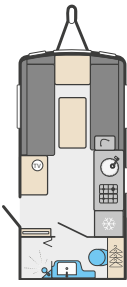
Length
6.05m / 19'10"




Width
2.25m / 7'5"




MTPLM | Payload
1247kg* | 121kg




Alpine 4




Berths
4



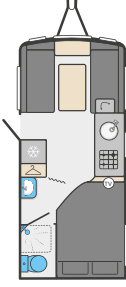
Length
6.53m / 21'5"




Width
2.25m / 7'5"




MTPLM | Payload
1320kg* | 146kg




Major 4 SB




Berths
4




Length
7.54m / 24'9"




Width
2.25m / 7'5"




MTPLM | Payload
1476kg* | 156kg




Major 4 EB




Berths
4




Length
7.63m / 25'0"




Width
2.25m / 7'5"




MTPLM | Payload
1508kg* | 157kg




Major 6 TD




Berths
6



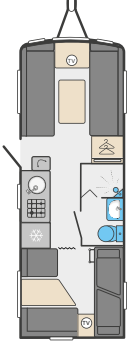
Length
7.63m / 25'0"




Width
2.25m / 7'5"




MTPLM | Payload
1600kg* | 177kg




Quattro MB NEW




Berths
6




Length
7.98m / 26'2"




Width
2.25m / 7'5"




MTPLM | Payload
1665kg* | 180kg




Quattro FB




Berths
6




Length
7.98m / 26'2"



Width
2.25m / 7'5"



MTPLM | Payload
1667kg* | 180kg






Sprite

Highlights

- 01. NEW** striking exterior graphics scheme with **NEW** larger 15" Edge alloy wheels
- 02.** Sweeping front robust GRP panel incorporating wide access gas locker door and hail resistant GRP roof
- 03.** External robust rear GRP panel with exclusive LED rear light clusters, LED high level marker and brake light which provide better visibility in poor weather
- 04.** 1.95m (6'5") internal headroom with panoramic front sunroof incorporating fully integrated curved blind system, recessed lighting and speakers for branded FM/DAB radio
- 05. NEW** Aquaclean Oceania soft furnishing scheme with Sangallo Elm woodgrain with **NEW** Toro and Grau woodgrain accents
- 06.** Useful front chest featuring a soft close drawer and convenient slide-out extending top (except Alpine 4 and Quattro MB)
- 07.** Beech slat seat and bed bases with sprung hinged tops for extra comfort and easy storage access, plus a bed make-up system with slats retained on track (model specific)
- 08.** Exclusive Duvalay Duvalite Strato mattress, which includes a platinum support layer and reflex foam for superior durability while memory fibre increases airflow for a more comfortable sleep (fixed beds)
- 09.** Thetford thermostatic oven and grill with three-burner gas hob and **NEW** electric hotplate, all with electronic ignition. Hob features a glass lid with auto gas shut-off functionality
- 10.** Flatbed microwave oven with digital controls
- 11. NEW** Thetford 142 litre tall fridge with 15 litre freezer compartment
- 12. NEW** boutique style washroom with wash basin unit including cupboard and mirror. Plus, dedicated shower with Ecocamel Jetstorm showerhead for a powerful shower that uses less water (model specific)
- 13.** Powerful Truma Combi heating system for fast and efficient heating to achieve a Grade 3 thermal insulation rating
- 14.** User-friendly 12V control panel with battery selection, battery state, lighting control and water pump circuit control
- 15.** Internal LED lighting throughout with enhanced over locker lighting and downlights in lounge, plus front underlocker USB points for improved connectivity



Find out more

For the full features, visit the Sprite page on our website by scanning the QR code or by visiting swiftgroup.co.uk/sprite







Introducing Sprite Grande

Enjoy all the features of the refreshed Sprite, but with even more room to relax and unwind. The extra space in the 8ft-wide range allows for a wider opening central window and an additional 7 inches between seats in the front parallel lounge. Plus, two layouts also benefit from a dinette with wraparound seating.



4 layouts

-  1 single axle layout
-  3 twin axle layouts
-  4 - 6 berths
-  MTPLM up to 1749kg*







Sprite Grande


Quick View

*Estimated


Grande Major 4 SB 




Berths
4




Length
7.54m / 24'9"





Width (8ft wide)
2.46m / 8'1"




MTPLM | Payload
1560kg* | 156kg




Grande Quattro DB 




Berths
6




Length
7.98m / 26'2"





Width (8ft wide)
2.46m / 8'1"




MTPLM | Payload
1747kg* | 180kg




Grande Quattro FB 




Berths
6




Length
7.98m / 26'2"





Width (8ft wide)
2.46m / 8'1"




MTPLM | Payload
1749kg* | 180kg




Grande Quattro EB 




Berths
4




Length
7.98m / 26'2"



Width (8ft wide)
2.46m / 8'1"



MTPLM | Payload
1718kg* | 160kg





Sprite Grande Highlights

- 01. NEW** striking exterior graphics scheme with **NEW** larger 15" Edge alloy wheels, plus sweeping front robust GRP panel incorporating wider front central window and extra wide gas locker
- 02.** External robust rear GRP panel with exclusive LED rear light clusters, LED high level marker and brake light providing better visibility
- 03.** Offering an 8ft-wide space, Sprite Grande features the widest front parallel lounge with an extra 7 inches between seats (compared to standard Sprite models)
- 04.** 1.95m (6'5") internal headroom with panoramic front sunroof incorporating fully integrated curved blind system, recessed lighting and speakers for branded FM/DAB radio
- 05. NEW** Aquaclean Oceania soft furnishing scheme with Sangallo Elm woodgrain with **NEW** Toro and Grau woodgrain accents
- 06.** Plentiful storage including side front corner lockers, plus a second wardrobe (Major 4 SB) and third wardrobe (Quattro EB)
- 07.** Large mid-dinette with wrap-around seating with freestanding telescopic table (Quattro DB and Quattro FB)
- 08.** Easy Accuride bed make up system on front and mid-dinette beds with beech slat seat and bed bases and fully opening hinged tops for extra comfort and easy storage access
- 09.** Exclusive Duvalay Duvalite Strato mattress, which includes a platinum support layer and reflex foam for superior durability while memory fibre increases airflow for a more comfortable sleep (fixed beds)
- 10.** Thetford thermostatic oven and grill with three-burner gas hob and **NEW** electric hotplate, all with electronic ignition. Plus, a flatbed microwave oven with digital controls
- 11. NEW** Thetford 142 litre tall fridge with 15 litre freezer compartment
- 12. NEW** spacious boutique style washroom with wash basin unit including cupboard and mirror. Plus dedicated shower with Ecocamel Jetstorm showerhead for a powerful shower that uses less water
- 13.** Powerful Truma Combi heating system for fast and efficient heating to achieve a Grade 3 thermal insulation rating
- 14.** User-friendly 12V control panel with battery selection, battery state, lighting control and water pump circuit control
- 15.** Internal LED lighting throughout with enhanced over locker lighting and downlights in lounge, plus front underlocker USB points for improved connectivity



Find out more

For the full features, visit the Sprite Grande page on our website by scanning the QR code or by visiting swiftgroup.co.uk/sprite-grande







Introducing Challenger

Enjoy space, equipment and quality wherever the road takes you, from the fully fitted kitchen and washroom to the indulgently comfortable beds. Every Challenger offers an excellent specification within a competitive price bracket, from SMART Construction to Alde heating and Duvalay mattresses to all fixed beds.



4 layouts

-  3 single axle layouts
-  1 twin axle layout
-  2 - 4 berths
-  MTPLM up to 1777kg*








Challenger


Quick View


*Estimated

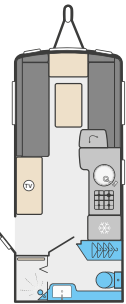
480 


 **360°**


 **Berths**
2


 **Length**
6.68m / 21'11"


 **Width**
2.28m / 7'6"





 **MTPLM | Payload**
1439kg* | 127kg


560 


 **360°**


 **Berths**
4


 **Length**
7.63m / 25'0"


 **Width**
2.28m / 7'6"





 **MTPLM | Payload**
1650kg* | 168kg


580 


 **360°**


 **Berths**
4


 **Length**
7.63m / 25'0"


 **Width**
2.28m / 7'6"





 **MTPLM | Payload**
1650kg* | 175kg

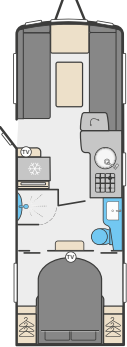
650 


 **360°**

 **Berths**
4

 **Length**
7.98m / 26'2"

 **Width**
2.28m / 7'6"



 **MTPLM | Payload**
1777kg* | 160kg



Challenger

Highlights

01. Stylish exterior graphics, sweeping front robust GRP panel incorporating triple flush fitting front window and wide access gas locker door, plus BBQ point, TV point, 230V external mains point, and cold water shower point (twin axles)
02. Hail resistant exterior GRP roof with **NEW** 120W roof mounted solar panel for enhanced independence
03. External robust rear GRP panel with exclusive LED rear light clusters, LED high level marker and brake light which provide better visibility in poor weather
04. AL-KO stabiliser and AL-KO Automatic Trailer Control (ATC) provides a safer, smoother towing experience
05. External service doors with access under nearside front bed and fixed beds (model specific)
06. 1.95m (6'5") internal headroom and panoramic sunroof design incorporating recessed LED lighting and speakers for branded FM/DAB radio
07. **NEW** wireless phone charging pad
08. Exclusive Duvalay Duvalite Strato mattress, which includes a platinum support layer and reflex foam for superior durability while memory fibre increases airflow for a more comfortable sleep (fixed beds)
09. Full height headboard and **NEW** wooden bed base surround (fixed beds)
10. **NEW** L-shaped kitchen for increased storage and worktop space, plus **NEW** thicker kitchen worktop in Beige stone effect and an omnivent
11. Thetford thermostatic oven and grill with three-burner gas hob and an electric hot plate, all with electronic ignition. Plus, a flatbed microwave and dual hinged Dometic (Series 10) 133 litre tall fridge freezer
12. **NEW** washroom design with Levato marble-effect work surface and additional lighting. Plus, shower is fitted with an Ecomamel Jetstorm showerhead for a powerful shower that uses less water
13. Control system with 4" LCD colour touchscreen panel for managing power, battery selection, lighting, water and environment.
14. Alde radiator central heating to achieve a Grade 3 thermal insulation rating. Plus a 30-litre onboard water tank in twin axles
15. Low energy LED lighting throughout including adjustable under locker spotlights with USB points and under counter kitchen lighting, plus atmospheric lighting such as illuminated pelmets above the side windows



Find out more

For the full features, visit the Challenger page on our website by scanning the QR code or by visiting [swiftgroup.co.uk/challenger](https://www.swiftgroup.co.uk/challenger)







Introducing Challenger Grande

Challenger Grande excels in delivering a welcoming and spacious caravan interior. The extra width allows for a wider opening central window, a larger front bed make-up and exterior access lockers.^ Plus, even more socialising and dining space in the lounge.



5 layouts

-  2 single axle layouts
-  3 twin axle layouts
-  4 - 6 berths
-  MTPLM up to 1863kg*

^model specific






Challenger Grande


Quick View

* Estimated


Grande 560 L




Berths
4




Length
7.63m / 25'0"




Width (8ft wide)
2.45m / 8'0"




MTPLM | Payload
1706kg* | 157kg




Grande 580




Berths
4




Length
7.63m / 25'0"




Width (8ft wide)
2.45m / 8'0"




MTPLM | Payload
1672kg* | 157kg




Grande 635




Berths
4




Length
7.98m / 26'2"




Width (8ft wide)
2.45m / 8'0"




MTPLM | Payload
1850kg* | 160kg




Grande 650 L




Berths
4



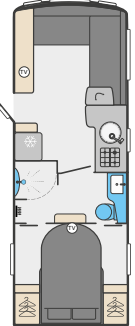
Length
7.98m / 26'2"




Width (8ft wide)
2.45m / 8'0"




MTPLM | Payload
1824kg* | 160kg




Grande 670




Berths
6



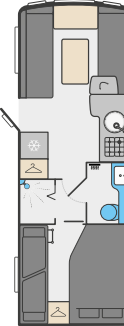
Length
7.98m / 26'2"



Width (8ft wide)
2.45m / 8'0"



MTPLM | Payload
1863kg* | 180kg





Challenger Grande

Highlights

01. Stylish exterior graphics, sweeping front robust GRP panel incorporating triple flush fitting front window and extra wide access gas locker door. Plus BBQ point, TV point, 230V external mains point, and cold water shower point (twin axles)
02. Hail resistant exterior GRP roof with **NEW** 120W roof mounted solar panel for enhanced independence
03. External robust GRP rear panel with exclusive LED rear light clusters, LED high level marker and brake light which provide better visibility in poor weather
04. AL-KO stabiliser and AL-KO Automatic Trailer Control (ATC) provides a safer, smoother towing experience
05. External luggage door on both sides of rear island bed for access to underbed storage (560L & 650L)
06. 1.95m (6'5") internal headroom and panoramic sunroof design incorporating recessed LED lighting and speakers for branded FM/DAB radio
07. **NEW** wireless phone charging pad
08. Exclusive Duvalay Duvalite Strato mattress, which includes a platinum support layer and reflex foam for superior durability while memory fibre increases airflow for a more comfortable sleep (fixed beds)
09. Full height headboard and **NEW** wooden bed base surround (fixed beds)
10. **NEW** L-shaped kitchen for increased storage and worktop space, plus **NEW** thicker kitchen worktop in Beige stone effect and omnivent
11. Thetford thermostatic oven and grill with three-burner gas hob and an electric hot plate, all with electronic ignition. Plus, a flatbed microwave and dual hinged Dometic (Series 10) 133 litre tall fridge freezer
12. **NEW** washroom design with Levato marble-effect work surface and additional lighting. Plus, shower is fitted with an Ecomamel Jetstorm showerhead for a powerful shower that uses less water
13. Control system with 4" LCD colour touchscreen panel for managing power, battery selection, lighting, water and environment.
14. Alde radiator central heating to achieve a Grade 3 thermal insulation rating and water heating. Plus a 30-litre onboard water tank in twin axles
15. Low energy LED lighting throughout including adjustable under locker spotlights with USB points and under counter kitchen lighting, plus atmospheric lighting such as illuminated pelmets above the side windows



Find out more

For the full features, visit the Challenger Grande page on our website by scanning the QR code or by visiting swiftgroup.co.uk/challenger-grande







Introducing Elegance Grande

Sitting at the pinnacle of the touring caravan range is the Elegance Grande. With no detail overlooked, premium features include onboard 4G Wi-Fi, Alde underfloor heating, and a brand new soft furnishing scheme that fuses comfort, functionality, and sophistication.



5 layouts

-  1 single axle layouts
-  4 twin axle layouts
-  4 berth
-  MTPLM up to 2099kg*






Elegance Grande


Quick View

*Estimated


780




Berths
4



Length
7.57m / 24' 10"




Width (8ft wide)
2.45m / 8'0"




MTPLM | Payload
1900kg* | 199kg


835




Berths
4



Length
7.98m / 26'2"




Width (8ft wide)
2.45m / 8'0"




MTPLM | Payload
2099kg* | 201kg


845




Berths
4



Length
7.98m / 26'2"




Width (8ft wide)
2.45m / 8'0"




MTPLM | Payload
2089kg* | 201kg


850




Berths
4



Length
7.98m / 26'2"




Width (8ft wide)
2.45m / 8'0"




MTPLM | Payload
2089kg* | 201kg


860




Berths
4



Length
7.98m / 26'2"



Width (8ft wide)
2.45m / 8'0"



MTPLM | Payload
2043kg* | 201kg






Elegance Grande Highlights

- 01.** Sweeping front GRP panel incorporating a sleek triple front window, **NEW** 120W roof mounted solar panel, extra wide access gas locker door with single lever three point locking, and LED front marker lights. Plus, external BBQ, TV, cold water, and 230V mains points
- 02.** Full height GRP rear panel with exclusive LED rear light clusters, LED high level marker and brake light providing enhanced visibility
- 03.** Contrasting grey GRP sidewall with **NEW** stylish exterior graphics scheme, and two nearside and one offside LED awning light. Plus, external service doors to access underbed storage
- 04.** **NEW** 17" diamond cut Edge alloy wheels, plus AL-KO Automatic Trailer Control for smoother, safer towing and AL-KO Secure wheel lock(s)
- 05.** **NEW** Aquaclean Cosmic soft furnishing scheme with six luxurious scatter cushions
- 06.** Exclusive Duvalay Duvalite Alto mattress, which includes a platinum support layer and reflex foam for superior durability while memory fibre increases airflow for a more comfortable sleep
- 07.** Lift up mattress headrest for additional space and comfort, plus sumptuous full height, deep padded headboard, **NEW** wooden bed base surround and an electric Midi-Heki rooflight (fixed beds)
- 08.** Thetford thermostatic oven and grill with oven light, plus three-burner gas hob and one electric hot plate with cast iron frets, all with electronic ignition
- 09.** Domestic style L-shaped kitchen unit with improved storage and soft close drawers. Plus, Dometic (Series 10) 177 litre* dual hinged fridge freezer, a flatbed microwave, kitchen extractor, and **NEW** Miracle Vanilla solid surface kitchen worktop with flush fitting chopping board over the sink
- 10.** Boutique style washroom including an illuminated shower console, Levato marble-effect worktop, storage shelf, mirror and shaving socket
- 11.** 30 litre onboard fresh water tank with additional external pump for filling or direct feed to taps
- 12.** Large 7" LCD colour Swift Command touchscreen control panel with app interface to control and monitor onboard systems. Plus, DAB digital radio
- 13.** Pre-installed Swift Command Tracker. Add Thatcham category S7 tracking^
- 14.** Alde radiator central and water heating to achieve a Grade 3 thermal insulation rating, with **NEW** Alde boiler incorporating Alde Flow for continuous hot water. Plus, Alde underfloor heating
- 15.** Stay connected with onboard 4G Wi-Fi



Find out more

For the full features, visit the Elegance Grande page on our website by scanning the QR code or by visiting swiftgroup.co.uk/elegance-grande



*133 litre on 780


^subscription required

Fabrics at a glance

We use research insights and trends to keep ahead of the designs that appeal to both today's and tomorrow's customers. We take the time to understand what designs appeal to you and your holiday lifestyle.

Today's trends involve a higher degree of ecological and environmental decisions, and at Swift, we share these values in our design and manufacturing decisions. We aim to replicate the natural world in colour and material choices within all of our products.

Keeping on top of the trends, through observation and research, we have seen a change in how our leisure vehicles are used. They are now more than just a place to relax and holiday, they also offer a home office space, where leisure and work can now comfortably mix, creating a new design vision and consideration for our caravans of the future.

- C** Cushion
- CR** Curtain
- H** Headboard
- H** Headboard strips
- S** Seating
- S** Shark fin
- V** Voiles
- W** Wallpads
-  Option

Sprite

Sprite is fitted with the **NEW** Aquaclean Oceania soft furnishing scheme with calming tones of subtle blue and grey.

Please ask your dealer for full details.



Challenger

Challenger range is fitted with the Aquaclean Galloway soft furnishing scheme featuring on trend natural hues.



Please ask your dealer for full details.



Elegance Grande

Elegance Grande offers two fabric options: the **NEW** Aquaclean in Cosmic featuring light natural brown woven tones, which comes as standard, or the optional Ultraleather in Cinnamon Toast, featuring a rich brown for a more statement look.

Please ask your dealer for full details.



aquaclean[®]

fabrics for living

At Swift, we believe your holiday should be all about relaxation, enjoyment, and making unforgettable memories. That's why we have chosen to enhance our caravans with Aquaclean[®] technology—a revolutionary fabric treatment designed to keep your upholstery looking pristine with minimal effort.

Why Aquaclean[®]?

Aquaclean[®] technology allows you to clean stains using only water. Imagine the ease of simply wiping away wine spills, ink marks, sauce splashes, or even mud stains without the need for harsh chemicals. This advanced fabric protector ensures that dirt and grime stay on the surface, making clean-up a breeze and giving you more time to focus on the things that truly matter during your travels.


Unmatched Quality and Durability

With over 50 years of expertise in fabric manufacturing and more than a decade of perfecting Aquaclean[®] technology, the Aquaclean Group stands out for its commitment to quality and innovation. Over 30 million meters of this exceptional fabric have been sold worldwide, earning the trust of over 3 million families in more than 60 countries. Now, we bring this trusted technology to our Swift caravans.

Stress-Free Holidays with Swift and Aquaclean[®]

Imagine embarking on your next adventure without worrying about stains and spills. Whether you're enjoying a cozy family dinner or a spontaneous snack on the go, Aquaclean[®] ensures your caravan's upholstery remains spotless. This means less time cleaning and more time enjoying the open road, scenic landscapes, and quality moments with your loved ones.

When you choose Swift, you're not just choosing a caravan; you're choosing a lifestyle of ease and elegance. Our caravans, equipped with Aquaclean[®] fabrics, are designed to offer you the ultimate comfort and convenience.



See how it works!

Scan the QR code to watch a demo given by Aquaclean[®] Sales manager, James Lowe.



Layouts at a glance

Choosing the perfect Swift caravan for your holiday lifestyle starts with selecting the right layout. Spend some time reviewing the options to see what works best for your needs.

Island beds allow two people to get in or out without disturbing each other, while corner beds maximise space efficiency. Larger families might opt for our 6-berth layouts that include bunk beds.

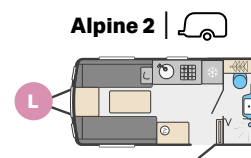
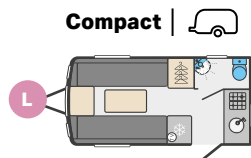
Rear washrooms are ideal for couples, but a mid-washroom might be better if you travel with others to minimise disruption during nighttime trips to the bathroom.

With 26 layouts across our three ranges, you're sure to find the perfect fit for your family dynamic.

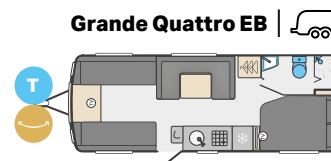
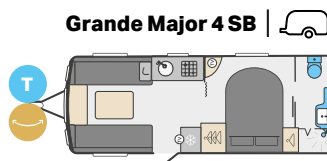
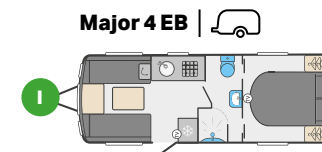
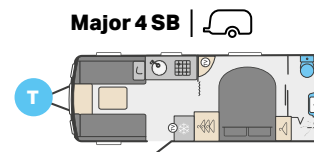
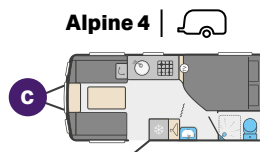
- T Transverse bed
- I Island bed
- B Bunk beds
- L Lounge bed
- C Corner bed
- ↔ 8-foot wide

Sprite Compact, Sprite & Sprite Grande

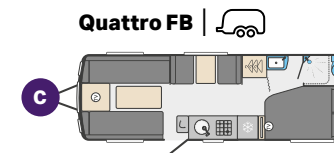
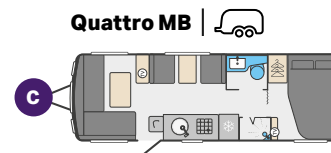
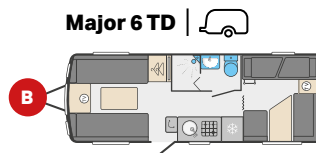
2 berths



4 berths




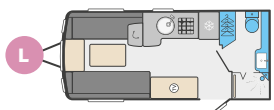
6 berths




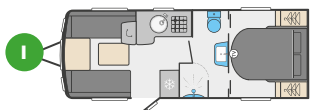
Challenger & Challenger Grande


Elegance Grande

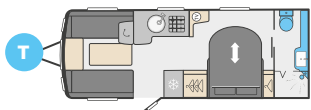
480 | 




560 | 



580 | 



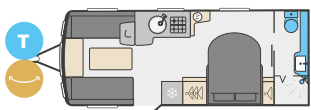
650 | 



Grande 560 L | 



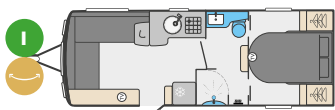
Grande 580 | 



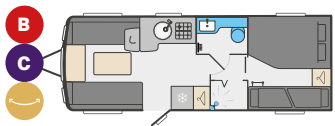
Grande 635 | 



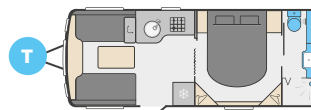
Grande 650 L | 




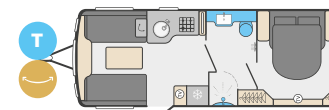
Grande 670 | 




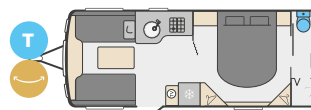
780 | 




835 | 




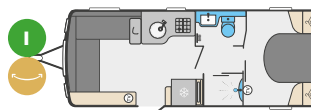
845 | 



850 | 



860 | 



Specification at a glance

Masses: The masses are calculated in accordance with EU regulation 1230 / 2012 and NCC code of practice 304.

2. 10kg allowance for LPG

The Mass in Running Order (MRO) comprises:

1. The mass of the empty caravan as supplied by Swift including loose items such as the hook-up cable, kit bag, entrance step, manuals etc.

The MRO is calculated with the fresh water tank, toilet flush tank and water heater empty. If you travel with water in the fresh water tank, toilet flush tank and the water heater the payload will reduce accordingly.

	Berths	Axles	Internal Length	Overall Width#	Overall Height#	Max Internal Headroom	Overall Length#	Awning Size	MRO	MTPLM	Total User Payload	Personal Effects Payload	Factory Fit Options	Tyre Size	Thermal Insulation Grade
Sprite Compact															
Compact	2	1	3.66m	2.03m	2.59m	1.95m	5.37m	7.95m	980kg	1094kg	114kg	114kg	0kg	195/70 R15C 104 R	THREE
Sprite															
Alpine 2	2	1	4.34m	2.25m	2.59m	1.95m	6.05m	8.59m	1126kg*	1247kg*	121kg	121kg	0kg	195/70 R15C 104 R	THREE
Alpine 4	4	1	4.83m	2.25m	2.59m	1.95m	6.53m	10.02m	1174kg*	1320kg*	146kg	146kg	0kg	195/70 R15C 104 R	THREE
Major 4 SB	4	1	5.83m	2.25m	2.59m	1.95m	7.54m	10.08m	1320kg*	1476kg*	156kg	156kg	0kg	195/70 R15C 104 R	THREE
Major 4 EB	4	1	5.93m	2.25m	2.59m	1.95m	7.63m	10.25m	1351kg*	1508kg*	157kg	157kg	0kg	195/70 R15C 104 R	THREE
Major 6 TD	6	1	5.93m	2.25m	2.59m	1.95m	7.63m	10.25m	1423kg*	1600kg*	177kg	177kg	0kg	195/70 R15C 104 R	THREE
Quattro MB	6	2	6.27m	2.25m	2.59m	1.95m	7.98m	10.52m	1485kg*	1665kg*	180kg	180kg	0kg	185/60 R15 88 H	THREE
Quattro FB	6	2	6.27m	2.25m	2.59m	1.95m	7.98m	10.52m	1487kg*	1667kg*	180kg	180kg	0kg	185/60 R15 88 H	THREE
Sprite Grande															
Major 4 SB	4	1	5.83m	2.46m	2.61m	1.95m	7.54m	10.20m	1404kg*	1560kg*	156kg	156kg	0kg	195/70 R15C 104 R	THREE
Quattro DB	6	2	6.27m	2.46m	2.59m	1.95m	7.98m	10.56m	1569kg*	1749kg*	180kg	180kg	0kg	185/60 R15 88 H	THREE
Quattro FB	6	2	6.27m	2.46m	2.59m	1.95m	7.98m	10.56m	1567kg*	1747kg*	180kg	180kg	0kg	185/60 R15 88 H	THREE
Quattro EB	4	2	6.27m	2.46m	2.59m	1.95m	7.98m	10.56m	1558kg*	1718kg*	160kg	160kg	0kg	185/60 R15 88 H	THREE
Challenger															
480	2	1	4.98m	2.28m	2.61m	1.95m	6.68m	9.37m	1312kg*	1439kg*	127kg	127kg	0kg	195/70 R15C 104 R	THREE
560	4	1	5.93m	2.28m	2.61m	1.95m	7.63m	10.32m	1482kg*	1650kg*	168kg	157kg	0kg	195/70 R15C 104 R	THREE
580	4	1	5.93m	2.28m	2.61m	1.95m	7.63m	10.32m	1475kg*	1650kg*	175kg	157kg	0kg	195/70 R15C 104 R	THREE
650	4	2	6.27m	2.28m	2.61m	1.95m	7.98m	10.59m	1617kg*	1777kg*	160kg	160kg	0kg	185/60 R15 88 H	THREE
Challenger Grande															
560 L	4	1	5.93m	2.45m	2.61m	1.95m	7.63m	10.32m	1549kg*	1706kg*	157kg	157kg	0kg	195/70 R15C 104 R	THREE
580	4	1	5.93m	2.45m	2.61m	1.95m	7.63m	10.32m	1515kg*	1672kg*	157kg	157kg	0kg	195/70 R15C 104 R	THREE
635	4	2	6.27m	2.45m	2.61m	1.95m	7.98m	10.59m	1690kg*	1850kg*	160kg	160kg	0kg	185/60 R15 88 H	THREE
650 L	4	2	6.27m	2.45m	2.61m	1.95m	7.98m	10.59m	1664kg*	1824kg*	160kg	160kg	0kg	185/60 R15 88 H	THREE
670	6	2	6.27m	2.45m	2.61m	1.95m	7.98m	10.59m	1683kg*	1863kg*	180kg	180kg	0kg	185/60 R15 88 H	THREE
Elegance Grande															
780	4	1	5.95m	2.45m	2.61m	1.95m	7.57m	10.08m	1701kg*	1900kg*	199kg	156kg	41kg	215/60 R17C 109	THREE
835	4	2	6.36m	2.45m	2.59m	1.95m	7.98m	10.49m	1898kg*	2099kg*	201kg	160kg	41kg	215/45 R17 91	THREE
845	4	2	6.36m	2.45m	2.59m	1.95m	7.98m	10.49m	1888kg*	2089kg*	201kg	160kg	41kg	215/45 R17 91	THREE
850	4	2	6.36m	2.45m	2.59m	1.95m	7.98m	10.49m	1888kg*	2089kg*	201kg	160kg	41kg	215/45 R17 91	THREE
860	4	2	6.36m	2.45m	2.59m	1.95m	7.98m	10.49m	1842kg*	2043kg*	201kg	160kg	41kg	215/45 R17 91	THREE

The personal effects is based on the number of berths and the length of the caravan, and includes an allowance of 20kg for a leisure battery.

The Maximum Technical Laden Mass (MTPLM) is the maximum mass allowed when the caravan is fully laden.

Warning: Under no circumstances should the MTPLM be exceeded.

Awning sizes: Due to the varying awning designs and sizes the awning sizes given are approximate only. Specific awning sizes must be confirmed by your dealer or the awning manufacturer prior to purchase.

The dimensions given are approximate due to slight variations in suspension ride heights, loading conditions and tyre pressures.

Customers should verify the actual dimensions of their touring caravan before committing to anything that could be impacted by these dimensions.

Please note: Any dealer fit options will reduce the overall payload available to the user of the caravan. If you require additional payload it is possible to upgrade the MTPLM to the upper limit. Please contact your caravan dealer for more information.

LED road lights: Certain vehicles may require a secondary fuse box when towing models fitted with LED road lighting.

*Estimate

	Heating System	Underfloor Heating	Gas BBQ Point	External Electrical Socket	Alloy wheels Specification	120W Solar Panel	Onboard Water Tank	AL-KO Automatic Trailer Control (ATC)	Wireless Phone Charging	Swift Command	Swift Command Tracker
Sprite Compact											
Compact	Truma	x	x	x	Alloy	Option	x	Option	x	x	x
Sprite											
Alpine 2	Truma	x	x	x	Alloy	Option	x	Option	x	x	x
Alpine 4	Truma	x	x	x	Alloy	Option	x	Option	x	x	x
Major 4 SB	Truma	x	x	x	Alloy	Option	x	Option	x	x	x
Major 4 EB	Truma	x	x	x	Alloy	Option	x	Option	x	x	x
Major 6 TD	Truma	x	x	x	Alloy	Option	x	Option	x	x	x
Quattro MB	Truma	x	x	x	Alloy	Option	x	Option	x	x	x
Quattro FB	Truma	x	x	x	Alloy	Option	x	Option	x	x	x
Sprite Grande											
Major 4 SB	Truma	x	x	x	Alloy	Option	x	Option	x	x	x
Quattro DB	Truma	x	x	x	Alloy	Option	x	Option	x	x	x
Quattro FB	Truma	x	x	x	Alloy	Option	x	Option	x	x	x
Quattro EB	Truma	x	x	x	Alloy	Option	x	Option	x	x	x
Challenger											
480	Alde	x	✓	✓	Half Diamond	✓	x	✓	✓	x	x
560	Alde	x	✓	✓	Half Diamond	✓	x	✓	✓	x	x
580	Alde	x	✓	✓	Half Diamond	✓	x	✓	✓	x	x
650	Alde	x	✓	✓	Half Diamond	✓	✓	✓	✓	x	x
Challenger Grande											
560 L	Alde	x	✓	✓	Half Diamond	✓	x	✓	✓	x	x
580	Alde	x	✓	✓	Half Diamond	✓	x	✓	✓	x	x
635	Alde	x	✓	✓	Half Diamond	✓	✓	✓	✓	x	x
650 L	Alde	x	✓	✓	Half Diamond	✓	✓	✓	✓	x	x
670	Alde	x	✓	✓	Half Diamond	✓	✓	✓	✓	x	x
Elegance Grande											
780	Alde	✓	✓	✓	Full Diamond	✓	✓	✓	✓	✓	✓
835	Alde	✓	✓	✓	Full Diamond	✓	✓	✓	✓	✓	✓
845	Alde	✓	✓	✓	Full Diamond	✓	✓	✓	✓	✓	✓
850	Alde	✓	✓	✓	Full Diamond	✓	✓	✓	✓	✓	✓
860	Alde	✓	✓	✓	Full Diamond	✓	✓	✓	✓	✓	✓

Bed sizes at a glance

	Front Double	Front Single (Nearside)	Front Single (Offside)	Rear Double	Side Single (Nearside)	Side Single (Offside)	Side Double (Offside)	Side Bunk (Nearside)	Side Bunk (Offside)	Side Fixed Lower Bunk	Side Fixed Upper Bunk
Sprite Compact											
Compact	6'0" x 5'11"	5'11" x 2'1"	5'11" x 2'1"								
Sprite											
Alpine 2	6'8" x 5'11"	6'3" x 2'3"	5'11" x 2'3"								
Alpine 4	6'8" x 4'2"			6'4" x 4'4"							
Major 4 SB	6'8" x 5'3"	5'3" x 2'3"	5'3" x 2'3"	6'1" x 4'4"							
Major 4 EB	6'8" x 5'3"	5'3" x 2'3"	5'3" x 2'3"	6'2" x 4'4"							
Major 6 TD	6'8" x 5'11"	5'11" x 2'3"	6'3" x 2'3"		5'11" x 2'2"			5'9" x 1'11"		6'0" x 1'10"	6'0" x 1'10"
Quattro MB	6'9" x 4'4"			6'4" x 4'6"		5'11" x 2'0"			5'9" x 1'11"		
Quattro FB	6'8" x 5'11"	5'11" x 2'3"	6'3" x 2'3"	6'4" x 4'4"		5'11" x 2'0"			5'9" x 1'11"		
Sprite Grande											
Major 4 SB	7'4" x 5'4"	5'4" x 2'5"	5'4" x 2'5"	6'1" x 4'4"							
Quattro FB	7'4" x 5'11"	5'10" x 2'5"	5'11" x 2'5"	6'5" x 4'6"			6'3" x 4'5"				
Quattro DB	7'4" x 5'11"	5'10" x 2'5"	5'11" x 2'5"				6'3" x 4'5"			6'0" x 2'4"	6'0" x 2'4"
Quattro EB	7'4" x 5'4"	5'4" x 2'5"	5'11" x 2'5"	6'3" x 4'8"							
Challenger											
480	6'7" x 6'1"	6'5" x 2'2"	6'1" x 2'2"								
560	6'7" x 5'1"			6'4" x 4'4"							
580	6'7" x 5'6"			6'1" x 4'4"							
650	6'7" x 5'1"			6'4" x 4'4"							
Challenger Grande											
560 L	6'4" x 4'0"			6'4" x 4'8"							
580	7'2" x 5'6"			6'2" x 4'4"							
635	7'2" x 5'2"			6'2" x 4'4"							
650 L	6'4" x 4'0"			6'4" x 4'8"							
670	7'2" x 5'6"			6'1" x 4'0"						6'0" x 1'10"	6'0" x 1'10"
Elegance Grande											
780	7'2" x 4'2"			6'3" x 4'4"							
835	7'2" x 4'2"			6'3" x 4'4"							
845	7'2" x 4'2"			6'3" x 4'4"							
850	6'4" x 4'0"			6'3" x 4'8"							
860	6'4" x 4'0"			6'3" x 4'8"							



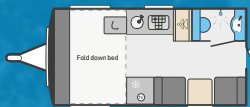
STEP INTO THE CROSSOVER CAMPING VEHICLE

Basecamp is a sporty, fun and stylish crossover camping vehicle. Designed for life's adventurers, it's the perfect choice for those seeking new experiences and outdoor pursuits away from the crowd.

Compact in size and weighing in from just 932kg (MRO), Basecamp can be towed by smaller cars and is easier to manoeuvre.



BASECAMP 2



BASECAMP 3



BASECAMP 4



Find out more

Scan this QR code to see more on Basecamp.





SWIFT

COMMAND

DEVELOPED WITH SARGENT

More control with **Swift Command**

Available with our Elegance Grande range, Swift Command monitors and controls the onboard systems via a touch screen panel and a smartphone app, so you can always be in control.

With the convenience of your mobile device, you can access the onboard interface using Bluetooth when near your caravan or via your internet connection when remote.

Swift Command enables you to track system levels such as power, temperature, and humidity, and monitor the location of your vehicle. You can even control the heating, activating it for a warm return on colder days.

The app also lets you set up notifications to keep you informed of important functions, such as battery levels, frost alerts and alarm status.

Head to the Apple or Android store and search for 'Swift Command'.



For even greater peace of mind, you can subscribe to the Thatcham Category S7 approved pro-active tracker to add extra security to your vehicle.

Swift Command Tracker by Sargent is monitored by an approved monitoring centre which operates 24 hours a day 7 days a week and provides European coverage and direct police liaison. This system is ready for use, all you need to do is purchase a tracking subscription by visiting www.swiftcommand.co.uk or calling Sargent on 01482 881655.



Lighting

Create just the right ambience onboard with easily adjustable lighting settings.



Location and remote features

Connect to your leisure vehicle from anywhere to view its systems information and location.

Conveniently control and monitor your onboard services when away from your vehicle.



Water

Keep an eye on your precious water levels so you know in good time when to top-up.



Heating

Activate whilst out exploring and enjoy the warmth when you get back.



Power

Track your energy use and manage your batteries for efficient use of your all important power services.



Fridge

Track your energy use and manage your batteries for efficient use of your all important power services.



Get personal with My Swift Life

Replacing Connect Direct (our previous customer portal), My Swift Life is now available to all Swift caravan and motorhome owners*

My Swift Life provides owners with a unique personal profile, where you can access information that's specific to your caravan or motorhome, including; outstanding warranty claims, service information and a direct line into our Swift Customer Experience Team.

Log in to My Swift Life and report faults directly to Swift, enabling us to work together and allowing us to respond more quickly to your needs. Our new platform hosts a variety of information,

including product notifications, customer bulletins, product recalls and upgrades, as well as important notifications about our products and services.

Using My Swift Life, you can also view chargeable orders that have been placed on your behalf, by your Swift dealer or servicing provider, along with any outstanding warranty claims from the date of ownership.

What's more, you'll have access to useful tips and our comprehensive "How To" video library, designed to help you familiarise yourself with your Swift caravan or motorhome.

* Available to UK registered customers only.

Join My Swift Life for all this and more

- Access to useful "How To" video guides
- Access to personalised information 24/7
- Ability to report faults directly to our Customer Experience Team
- Authorised claims passed directly to dealer to speed up the warranty process
- Product upgrades notifications
- Live messaging direct into Swift's Customer Experience Team
- Upload service history records
- Useful bulletins and alerts



Find out more

Scan this QR code to see what My Swift Life has to offer

Join the Club!

Swift Owners Clubs

Swift Owners Club

The Swift Owners Club is the natural home for owners of Swift Group caravans and motorhomes. Our members come from all walks of life and include families, couples, single and retired people. Everyone, including pets, are welcome!

Joining our Club offers a host of social benefits and is probably one of the best investments you could make. If your caravan or motorhome is a brand owned by the Swift Group, or is an Airstream caravan (Model years 2017, 2018 or 2019), what are you waiting for?



Join up!


Scan this QR code to find out more about joining the Swift Owners Club

Sprite Sterling Swift Owners Club

We are a small, non-profit-making organisation run by unpaid, subscription-paying members. Our activities centre around social rallies for owners of Sterling, Sprite and Swift caravans, dealer specials based on these and older caravans made by Eccles, Sprite Leisure Group or CI.

We organise temporary weekend 'pop up' sites (rallies) across the country. Many are on fields reserved for rallies.

Members get an exclusive invitation to visit the Swift Group factory every few years.



Join up!

Scan this QR code to find out more about joining the Sprite Sterling Swift Owners Club



Join the Swift community



Find out more at [swiftgroup.co.uk](https://www.swiftgroup.co.uk)

This brochure does not constitute an offer by Swift Group Limited (Swift). Swift reserves the right to alter specifications and prices at any time as materials and conditions demand. Distributors and dealers sell Swift products on their own account and not as agents of Swift. Accordingly, they have no authority to bind Swift or to make any representation or undertaking whatsoever on behalf of Swift. Please note, within this brochure, concept imagery may be used and therefore final specifications may be subject to change. Please confirm with your supplying dealer. All props are for photographic purposes only and are not included in the specification. Models shown may be fitted with optional extras. Issued September 2024.

